

# CROCHET PROVISIONAL CAST ON




Crochet a chain with a contrast yarn, a few stitches longer than required cast on stitches.

1



Turn the chain back, you will use these small bumps.

2




Insert your needle under one bump.

3




Knit one stitch with your final yarn.

4



Continue knit in the next bump.

5



Until you have the number of CO stitches.

6